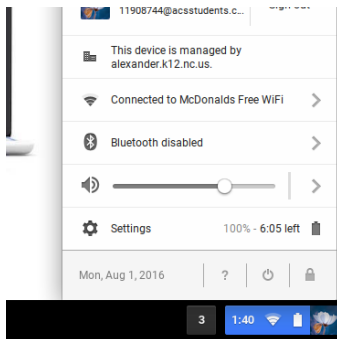
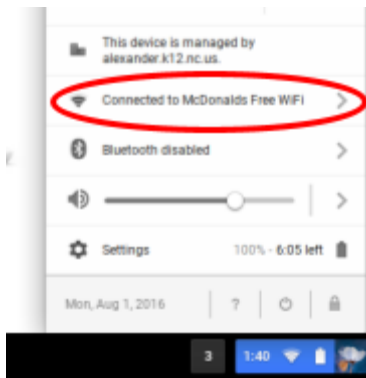


When logging in from home for the first time with Chromebooks, follow these steps:

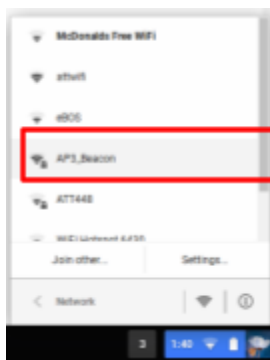
1. Click on the settings area in the right-hand bottom of the screen. This will pull up a window.



2. Click to connect to your home network.



3. Select Your Home Network (make sure you know your password to your home network).



4. The first time you login to a site you may get a message from Zscaler (the ACS filtering system). You will insert your email address.

